

## Building Medical Homes

# Fact Sheet: The Kansas Safety Net

The primary care safety net clinics in Kansas care for all patients regardless of their ability to pay.

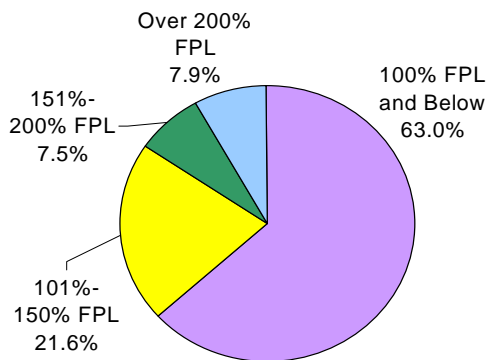
Some clinics provide a true medical home through integrated medical, dental and behavioral health services.

### Statewide Clinic Use (2006 Data)

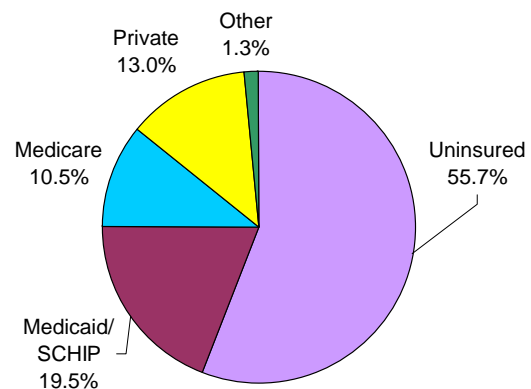
<b>Total Patients</b>	<b>166,233</b>
<b>Total Visits*</b>	<b>425,900</b>
Medical Visits	354,160
Dental Visits	55,631
Behavioral Health Visits	13,040

\*Other supportive services are included in the total.

**Statewide  
2006 Patient Income Level  
Percent of Federal Poverty Level**



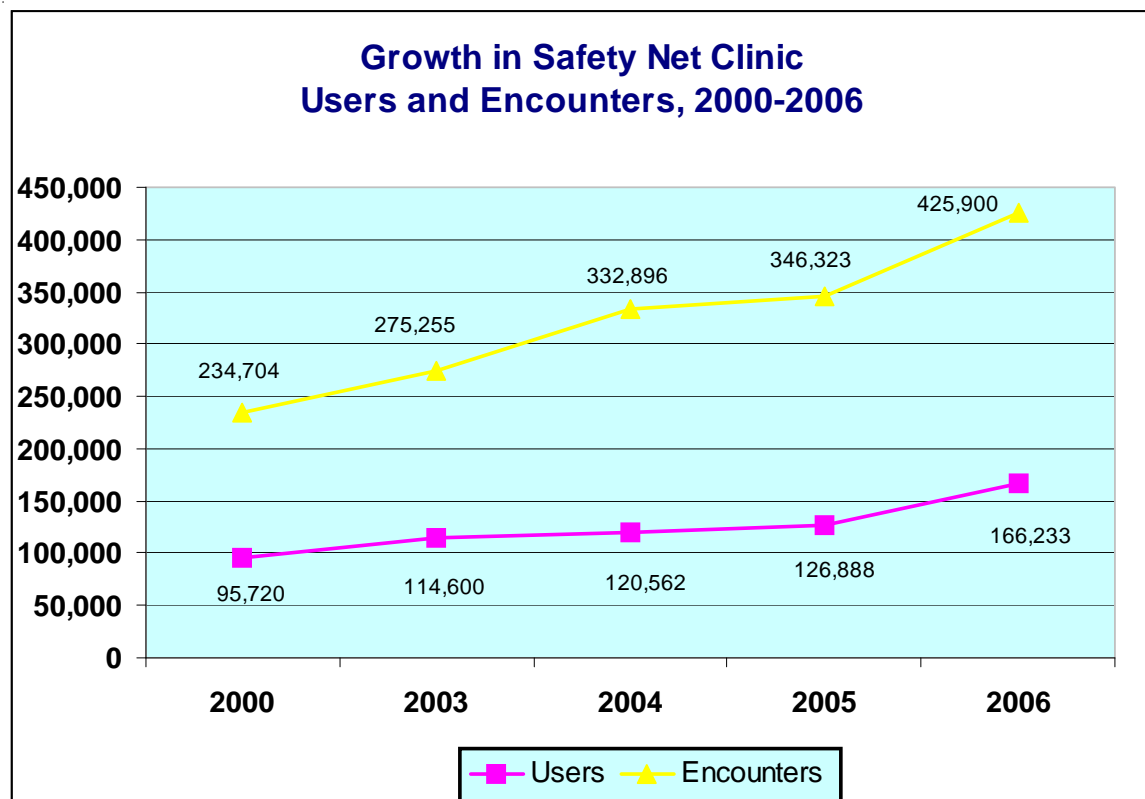
**Statewide  
2006 Patient Insurance Status**



(Over)



## Building Medical Homes Strengthening and Expanding the Primary Care Safety Net



The primary care safety net in Kansas has experienced steady growth. In 2004, we provided services to almost 121,000 patients (333,000 visits). In 2006, the most recent year for which we have data, we provided care to 166,000 unduplicated users (426,000 visits) – an increase of 37 percent in two years.

To attain this level of growth, the safety net clinics expanded their capacity by opening new sites, hiring more staff, and offering expanded services and hours of operation.

KAMU and its member clinics are committed to meeting the needs of underserved Kansans by providing high quality, comprehensive and cost-effective care.

To fulfill this commitment, we must continue to develop the infrastructure of the primary care safety net. *KAMU's 2008 Legislative Agenda* provides a plan for enhancing the capacity and long-term viability of the primary care safety net.